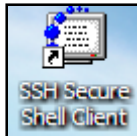




Server Space

With Paul

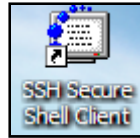


What We'll Cover

- SSH aka Secure Shell
- public_html folder
- Create an iSchool Webpage
- Webspaces at UT
- How to view your webpage in a Web folder

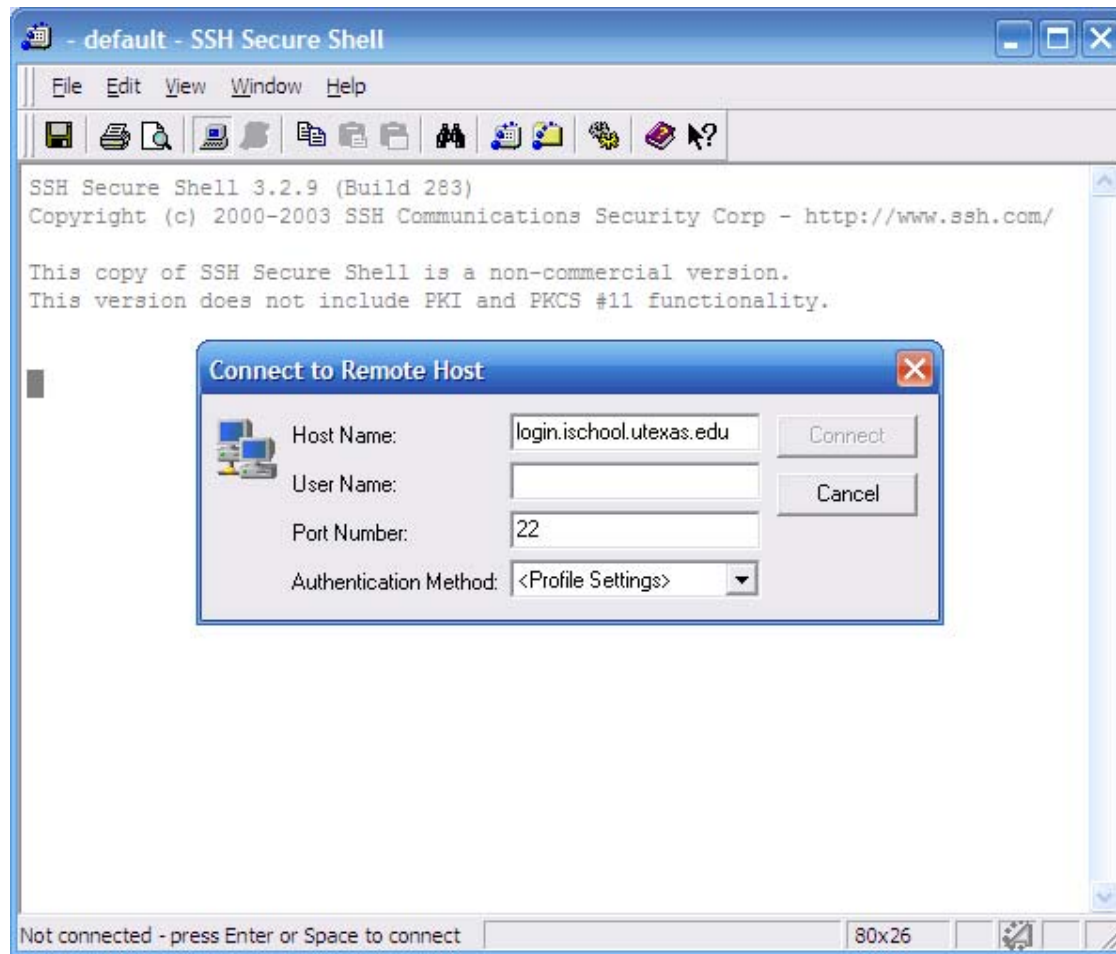
SSH Secure Shell

- 150 megabytes (MB) file space
- Two Modes: Terminal / Transfer Client

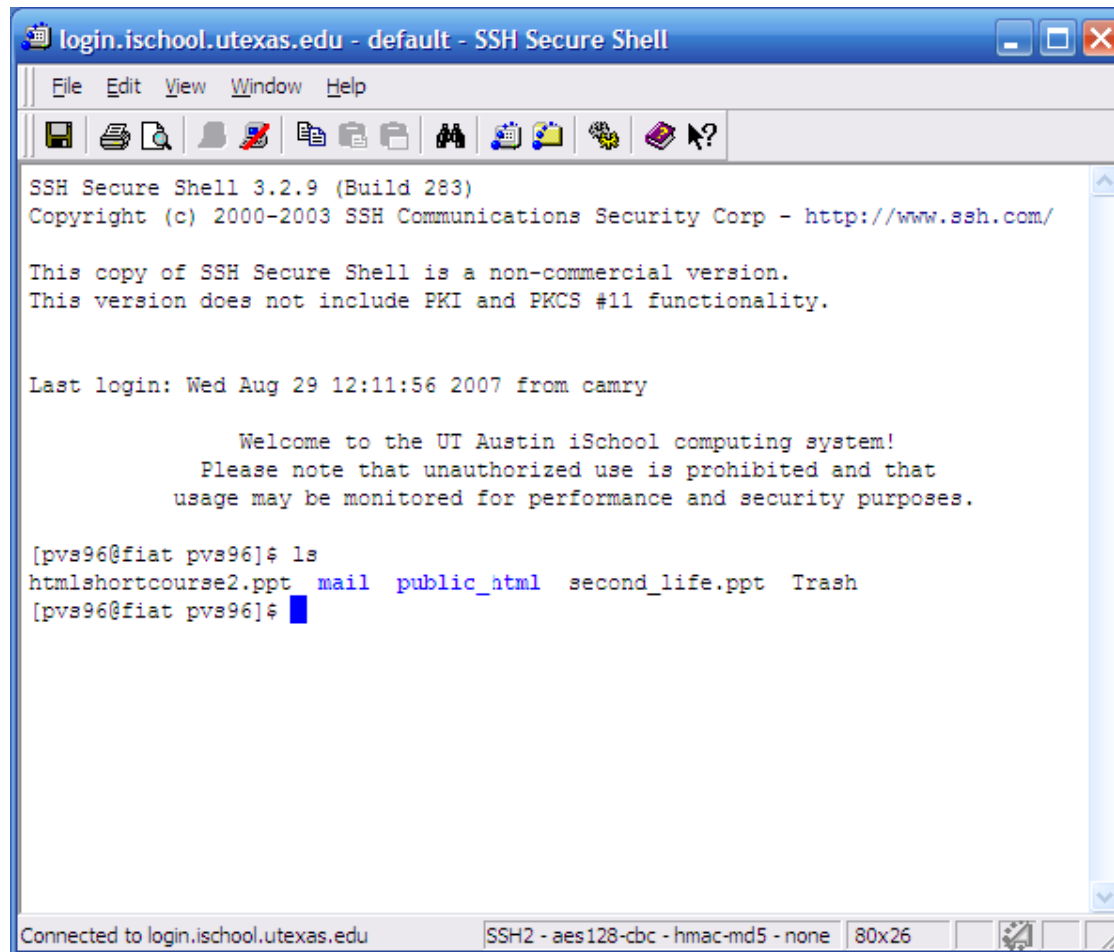


- login.ischool.utexas.edu
- fiat.ischool.utexas.edu

Log in



Terminal View



The image shows a terminal window titled "login.ischool.utexas.edu - default - SSH Secure Shell". The window has a menu bar with "File", "Edit", "View", "Window", and "Help". Below the menu bar is a toolbar with various icons. The terminal content is as follows:

```
SSH Secure Shell 3.2.9 (Build 283)
Copyright (c) 2000-2003 SSH Communications Security Corp - http://www.ssh.com/

This copy of SSH Secure Shell is a non-commercial version.
This version does not include PKI and PKCS #11 functionality.

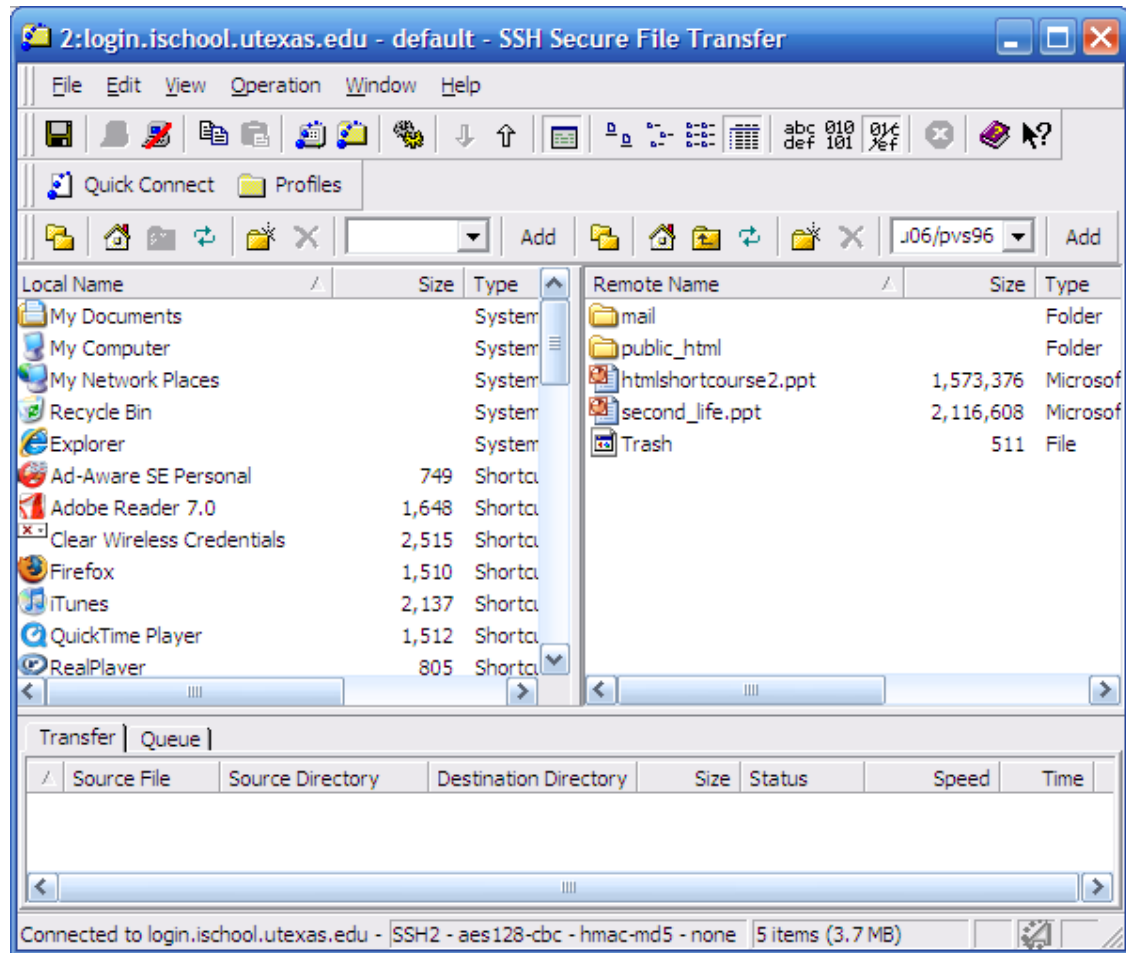
Last login: Wed Aug 29 12:11:56 2007 from camry

      Welcome to the UT Austin iSchool computing system!
      Please note that unauthorized use is prohibited and that
      usage may be monitored for performance and security purposes.

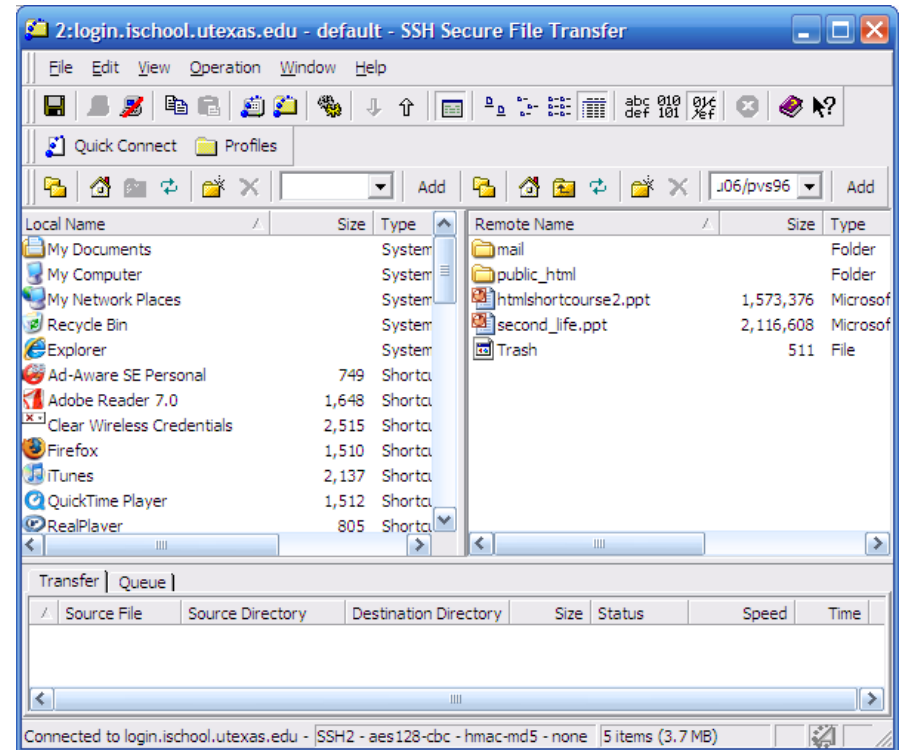
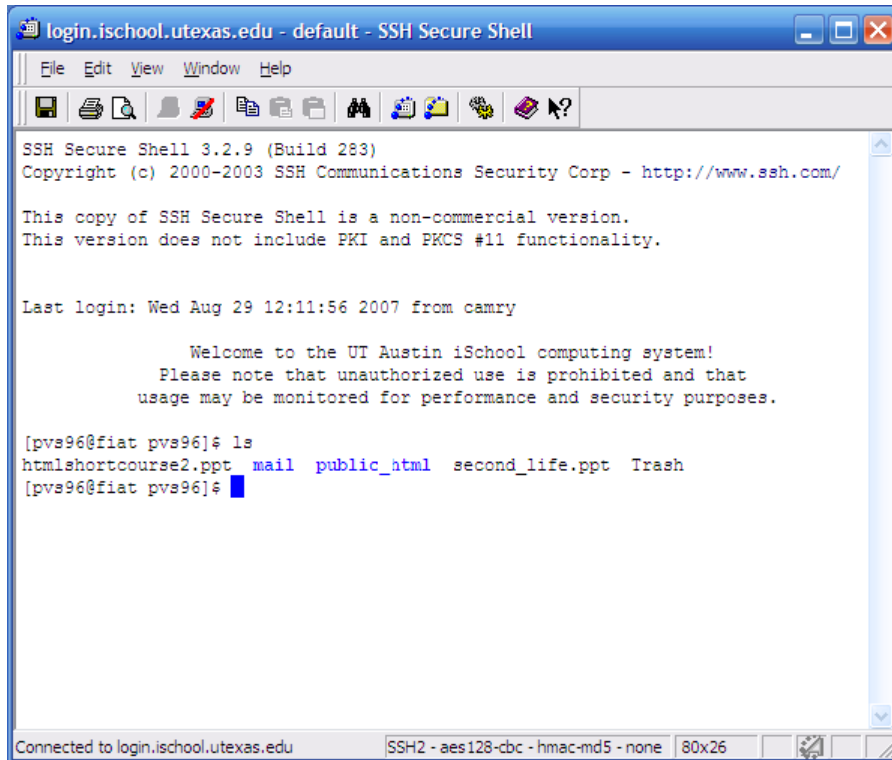
[pvs96@fiat pvs96]$ ls
htmlshortcourse2.ppt  mail  public_html  second_life.ppt  Trash
[pvs96@fiat pvs96]$
```

At the bottom of the terminal window, there is a status bar that reads: "Connected to login.ischool.utexas.edu" on the left, "SSH2 - aes128-cbc - hmac-md5 - none" in the middle, and "80x26" on the right.

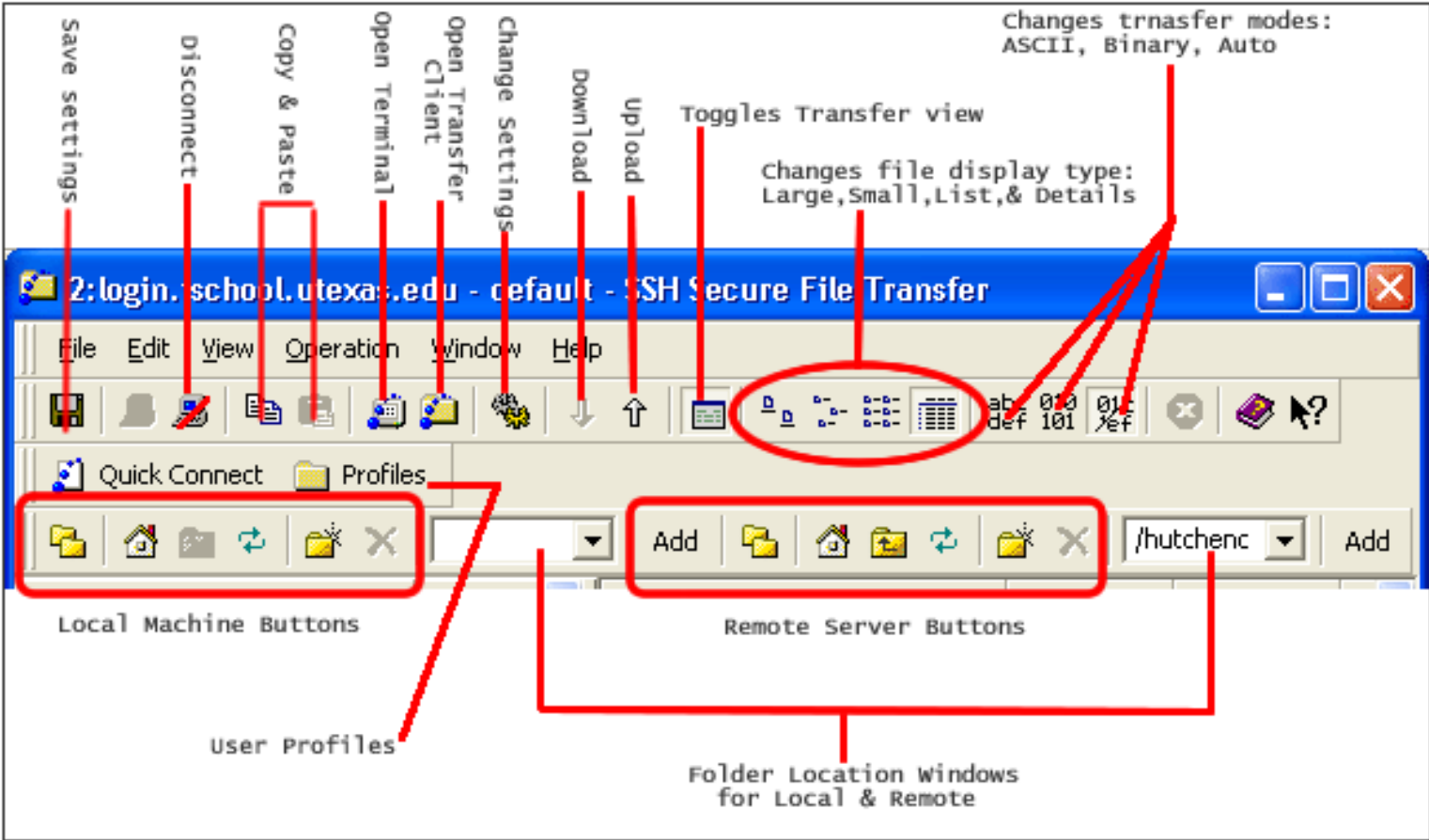
File Transfer View



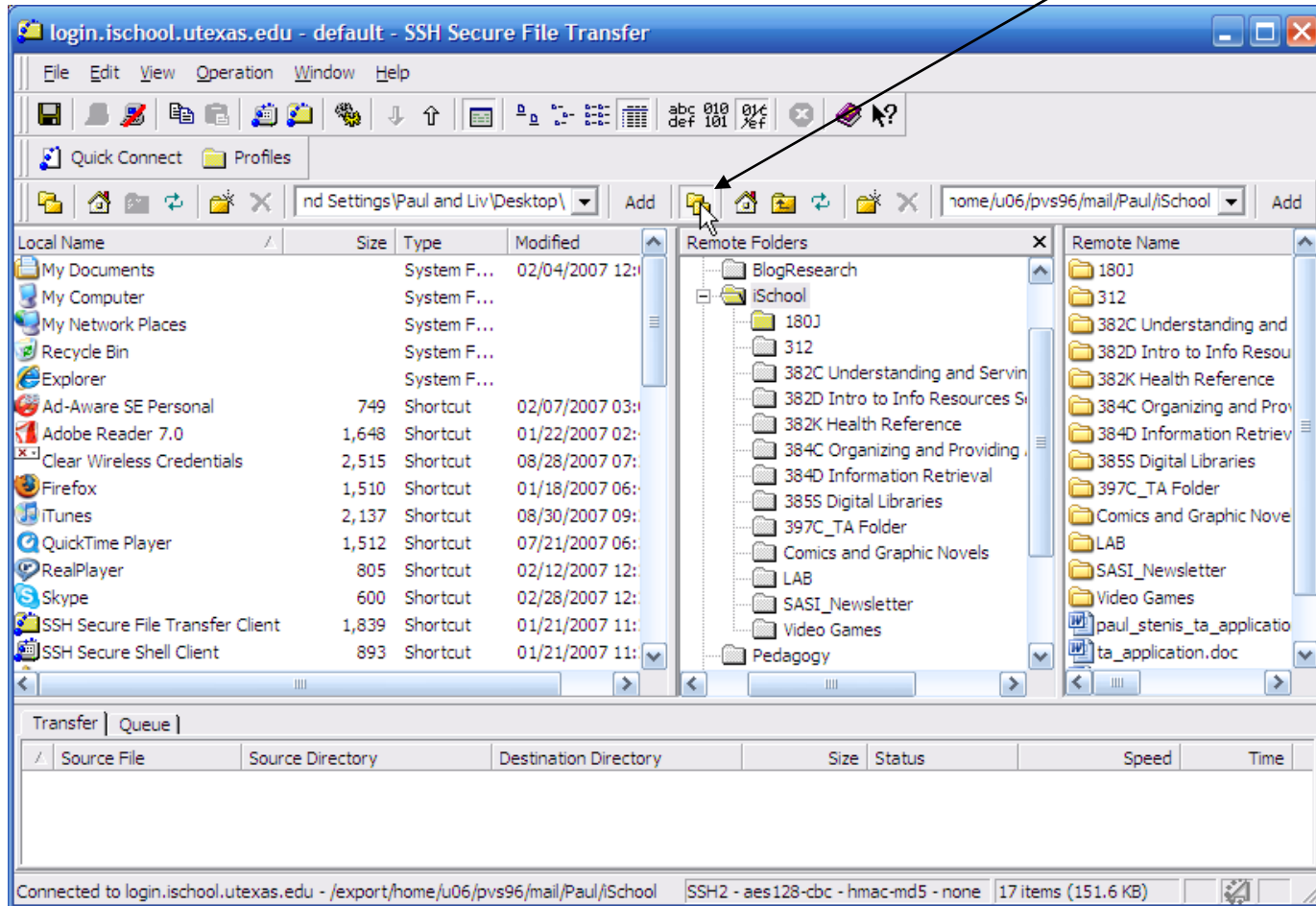
Side by Side



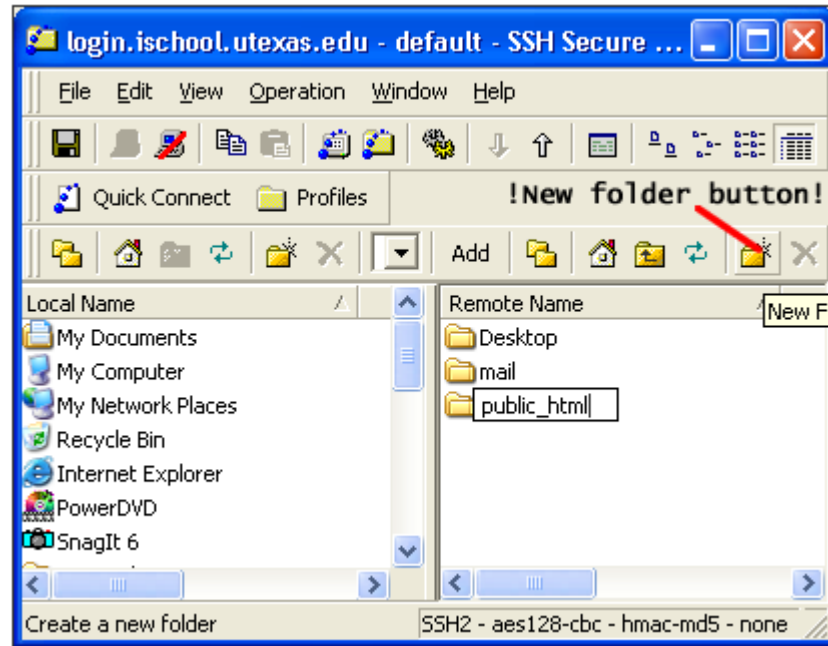
Buttons



Show or Hide Folders



Create a public_html folder



Create a Webpage

- Edit example.txt in Notepad
- Save as example.html
- Drag and drop using the transfer client
- <http://www.ischool.utexas.edu/~username/example.html>





<http://webspace.utexas.edu>

150 megabytes (MB) file space

Log in



The screenshot shows a web browser window displaying the WebSpace login page. The page has a left sidebar and a main content area. The sidebar contains the university name, the URL 'webspace.utexas.edu', a 'Log in' section with 'Username:' and 'Password:' labels and input fields, a 'GO' button, a 'Help' link with a question mark icon, and a link to 'Information Technology Services'. The main content area features the 'WebSpace' logo (a globe with a folder icon) and a 'News Item' section. The news item, dated March 16, 2006, states that accounts for ineligible users are being removed and provides a link to an 'ITS alert page'. Below the news item is a list of features and a paragraph about the service's purpose and funding.

The University of Texas at Austin

webspace.utexas.edu

Log in

Username:

Password:

GO

? Help

Information Technology Services

WebSpace

News Item

Effective March 16, 2006, Information Technology Services is removing accounts for those who are **ineligible** to use WebSpace. Only active students, faculty and staff are eligible to use WebSpace. If you are no longer an active student, faculty, or staff member and can no longer access your account, please go to the [ITS alert page](#) for more information about how you are affected.

WebSpace is a resource for Web publishing and file storage for students, faculty, and staff at The University of Texas at Austin. You can use WebSpace to store copies of important documents such as homework, notes and graphics, and have the files available anywhere you have an Internet connection and a Web browser. WebSpace also helps you share files with other users and gives you a place to publish a personal home page. Features include:

- ◆ 150 megabytes (MB) file storage
- ◆ Web publishing
- ◆ Access by Web browser or WebDAV
- ◆ Ability to limit file access based on EID or ticket generation (for non-EID holders)
- ◆ Secure connection with all access methods
- ◆ Transfer multiple files and folders with WebDAV
- ◆ Limited off-campus bandwidth usage

This resource is offered to help students, faculty, and staff conduct University-related business (education, research, service and personal noncommercial use as allowed by the University). WebSpace is funded by Information Technology Advisory Committee (ITAC) fees, and there are no additional charges for basic service. WebSpace is managed by [Information Technology Services](#).

Home

The University of Texas at Austin

webspaces.utexas.edu

Logged in as: Paul V Stenis
[Log out](#)

My Bookmarks

- [/pvs96](#)
- [Add bookmark...](#)

My Searches

No Saved Searches

[Search for files...](#)

Utilities

- [Preferences](#)
- [Contacts and Groups](#)
- [Empty Trash](#)
- [Help](#)

Information Technology Services

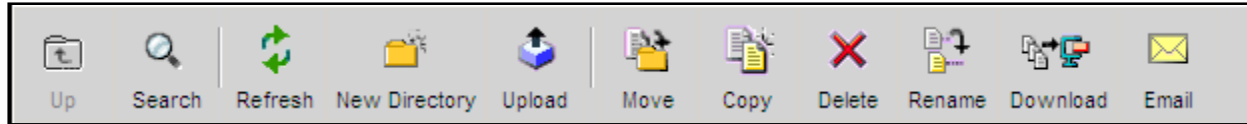
Up Search Refresh New Directory Upload Move Copy Delete Rename Download Email

Directory: /pvs96

	Name	Edit	Info	Lock	Share	Delete	Modified	Size
<input type="checkbox"/>	Folder iSchool						4/17/07	834KB
<input type="checkbox"/>	Folder trash						9/4/07	16.22MB
<input type="checkbox"/>	Folder Writing						9/4/07	324KB
<input type="checkbox"/>	Folder www						8/31/07	292 bytes





[Choose all](#) [Clear all](#) Total size: 17.35MB (Quota: 150.00MB, Available: 132.64MB)




































Menu



- Different buttons, same basic idea
- Search
- Move a document
- Display a web page
- Email files

Icons

Directory: /pvs96/iSchool    

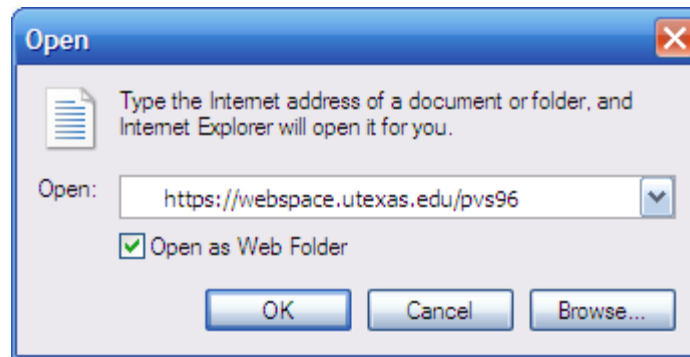
	Name	Edit	Info	Lock	Share	Delete	Modified	Size
<input type="checkbox"/>	 Health Reference						9/4/07	260KB
<input type="checkbox"/>	 ExpertSearching.pdf						4/17/07	166KB
<input type="checkbox"/>	 Foundation.pdf						4/17/07	193KB
<input type="checkbox"/>	 Health_Ref_Presentation.doc						3/27/07	31KB
<input type="checkbox"/>	 MappingMedicalAcronyms.pdf						4/17/07	80KB
<input type="checkbox"/>	 SearchStrategies.pdf						4/17/07	104KB

Choose all **Clear all** Total size: 834KB (Quota: None, Available: 132.64MB)

- Info
 - Manage File
 - Properties
- Lock
- Share
 - Add user groups
 - Tickets

Create a Web Folder


- Open Internet Explorer
- Click File > Open
- Enter your webspace address:
- <https://webspace.utexas.edu/yourUTEID>
- Check box next to "Open as Web folder"



Access your Web folder

- Start Menu > My Network Places
- Enter your UT EID and password
- Drag and drop


Fugu

- Free download:
<http://rsug.itd.umich.edu/software/fugu/>
- “SSH for Mac” 
- Uses SFTP (Secure File Transfer Protocol)



Online Tutorials

<http://www.ischool.utexas.edu/technology/tutorials/>



[Internet & Security](#)

[SSH](#), [Fugu](#), [Firefox](#), [Symantec AntiVirus \(PC\)](#),
[Symantec Norton AntiVirus \(Mac\)](#)[\[more...\]](#)

References

- Tutorials on using server space
 - SSH
<http://www.ischool.utexas.edu/technology/tutorials/start/ssh/>
 - Webspaces
<http://www.ischool.utexas.edu/technology/tutorials/start/webspaces/>
 - Fugu
<http://www.ischool.utexas.edu/technology/tutorials/start/fugu/fugu1.html>
- Neal Brown's handout